

**UNITED STATES BANKRUPTCY COURT**  
**Western District of Tennessee**  
**PETITIONS FILED FOR TWELVE MONTH PERIODS**  
**BY DIVISIONS**

<b>Apr 1, 2022 - Mar 31, 2023</b>			
	<b>Memphis</b>	<b>Jackson</b>	<b>Totals</b>
Chapter 7	1,218	400	1,618
Chapter 11	14	4	18
Chapter 12	0	0	0
Chapter 13	4,893	1,203	6,096
<b>Totals:</b>	<b>6,125</b>	<b>1,607</b>	<b>7,732</b>

<b>Apr 1, 2021 - Mar 31, 2022</b>			
	<b>Memphis</b>	<b>Jackson</b>	<b>Totals</b>
Chapter 7	1,155	400	1,555
Chapter 11	10	4	14
Chapter 12	0	0	0
Chapter 13	3,259	773	4,032
<b>Totals:</b>	<b>4,424</b>	<b>1,177</b>	<b>5,601</b>

<b>Apr 1, 2020 - Mar 31, 2021</b>			
	<b>Memphis</b>	<b>Jackson</b>	<b>Totals</b>
Chapter 7	1,496	550	2,046
Chapter 11	8	6	14
Chapter 12	0	0	0
Chapter 13	3,052	717	3,769
<b>Totals:</b>	<b>4,556</b>	<b>1,273</b>	<b>5,829</b>

<b>Apr 1, 2019 - Mar 31, 2020</b>			
	<b>Memphis</b>	<b>Jackson</b>	<b>Totals</b>
Chapter 7	2,480	880	3,360
Chapter 11	16	7	23
Chapter 12	0	0	0
Chapter 13	7,467	1,773	9,240
<b>Totals:</b>	<b>9,963</b>	<b>2,660</b>	<b>12,623</b>

<b>2023 Over 2022</b>			
	<b>Memphis</b>	<b>Jackson</b>	<b>Total %</b>
Chapter 7	63	0	4.05%
Chapter 11	4	0	28.57%
Chapter 12	0	0	0.00%
Chapter 13	1,634	430	51.19%
<b>Totals:</b>	<b>1,701</b>	<b>430</b>	<b>38.05%</b>

<b>2023 Over 2022</b>		
	<b>Jackson</b>	<b>Total %</b>
Chapter 7	0	0.00%
Chapter 11	0	0.00%
Chapter 12	0	0.00%
Chapter 13	430	55.63%
<b>Totals:</b>	<b>430</b>	<b>36.53%</b>

<b>% of Filings by Chap. By Div. Chapter % of</b>			
	<b>Memphis</b>	<b>Jackson</b>	<b>Total Filings</b>
Chapter 7	75%	25%	21%
Chapter 11	78%	22%	0%
Chapter 12	0%	0%	0%
Chapter 13	80%	20%	79%
<b>Totals:</b>	<b>79%</b>	<b>21%</b>	<b>100%</b>

<b>% of Filings by Chap. By Div. Chapter % of</b>			
	<b>Memphis</b>	<b>Jackson</b>	<b>Total Filings</b>
Chapter 7	74%	26%	28%
Chapter 11	71%	29%	0%
Chapter 12	0%	0%	0%
Chapter 13	81%	19%	72%
<b>Totals:</b>	<b>79%</b>	<b>21%</b>	<b>100%</b>

<b>% of Filings by Chap. By Div. Chapter % of</b>			
	<b>Memphis</b>	<b>Jackson</b>	<b>Total Filings</b>
Chapter 7	73%	27%	35%
Chapter 11	57%	43%	0%
Chapter 12	0%	0%	0%
Chapter 13	81%	19%	65%
<b>Totals:</b>	<b>78%</b>	<b>22%</b>	<b>100%</b>

<b>% of Filings by Chap. By Div. Chapter % of</b>			
	<b>Memphis</b>	<b>Jackson</b>	<b>Total Filings</b>
Chapter 7	74%	26%	27%
Chapter 11	70%	30%	0%
Chapter 12	0%	0%	0%
Chapter 13	81%	19%	73%
<b>Totals:</b>	<b>79%</b>	<b>21%</b>	<b>100%</b>

**Overall Change  
2023 Over 2022  
(Both Divisions)**

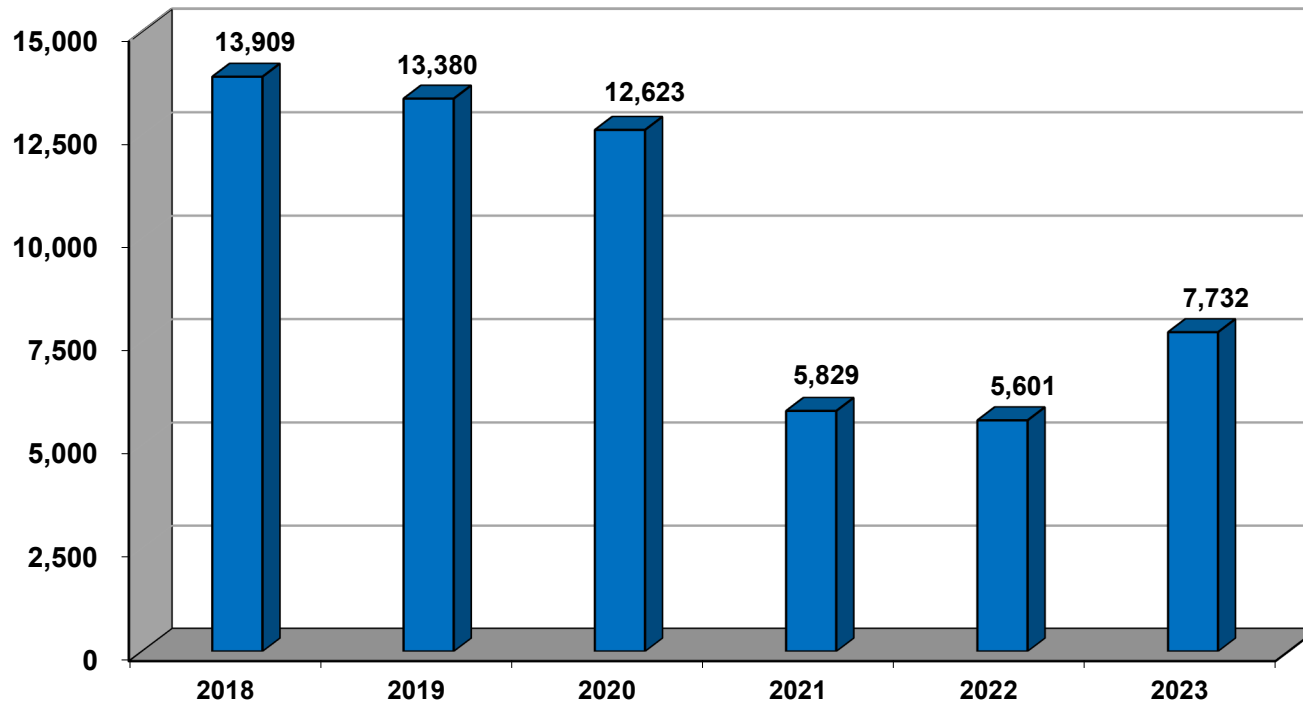
**38.05%**

<b>2023 Over 2022</b>		
	<b>Memphis</b>	<b>Total %</b>
Chapter 7	63	5.45%
Chapter 11	4	40.00%
Chapter 12	0	0.00%
Chapter 13	1,634	50.14%
<b>Totals:</b>	<b>1,701</b>	<b>38.45%</b>

*Calculation of percentages are rounded to two places. .745 would be shown as .75 or 75%, and .744 would be displayed as .74 or 74%.*

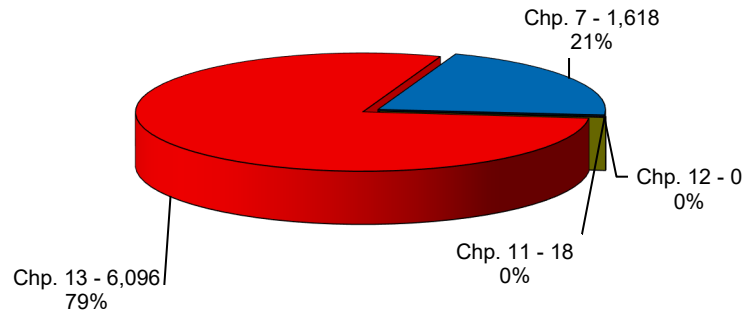


**Total Filings For Western District By Year  
12 Month Period Ending Mar 31, 2023  
and Prior 12 Month Intervals**

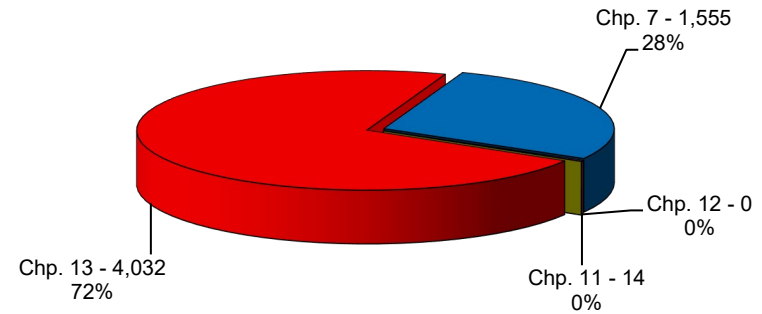


**United States Bankruptcy Court  
Western District of Tennessee**

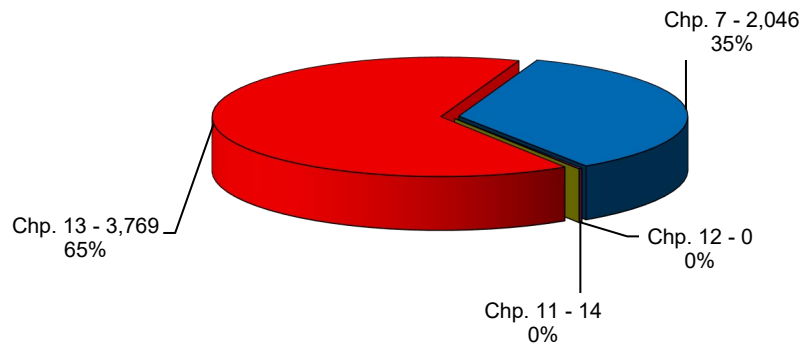
**Bankruptcy Case Filings  
Apr 1, 2022 thru Mar 31, 2023**



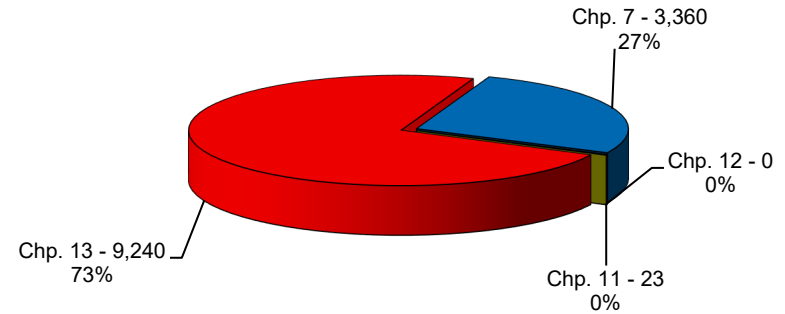
**Bankruptcy Case Filings  
Apr 1, 2021 thru Mar 31, 2022**



**Bankruptcy Case Filings  
Apr 1, 2020 thru Mar 31, 2021**

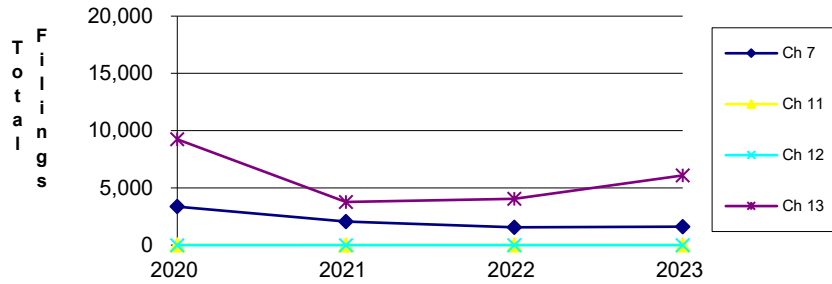


**Bankruptcy Case Filings  
Apr 1, 2019 thru Mar 31, 2020**

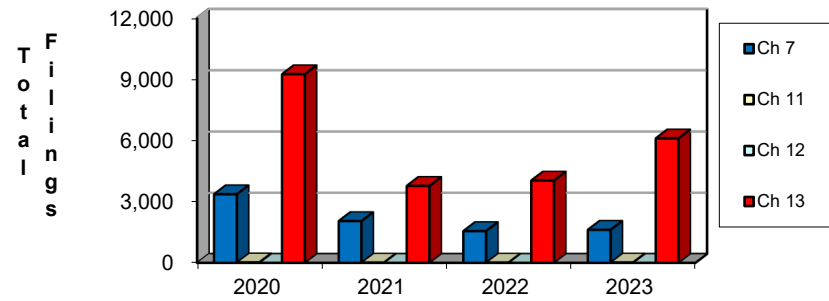


# United States Bankruptcy Court Western District of Tennessee

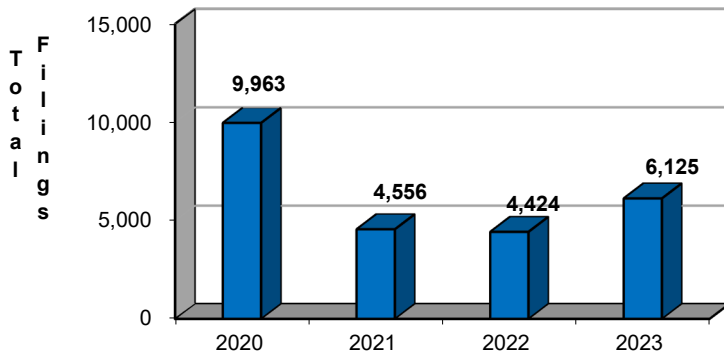
**Bankruptcy Case Filings  
Three Year Comparison**



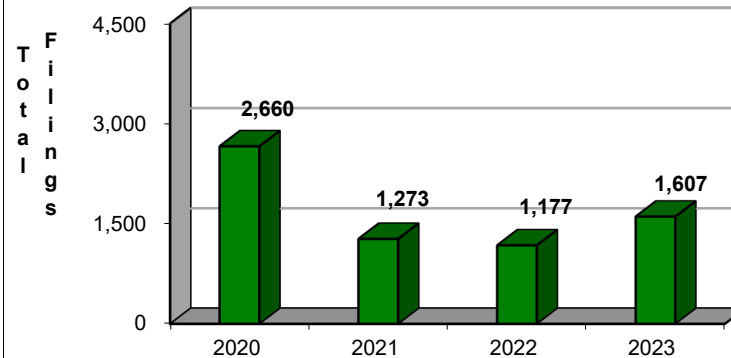
**District Wide Total  
By Chapter**



**Total Filings For Western Division By Year  
12 Month Period Ending Mar 31, 2023  
and Prior 12 Month Intervals**



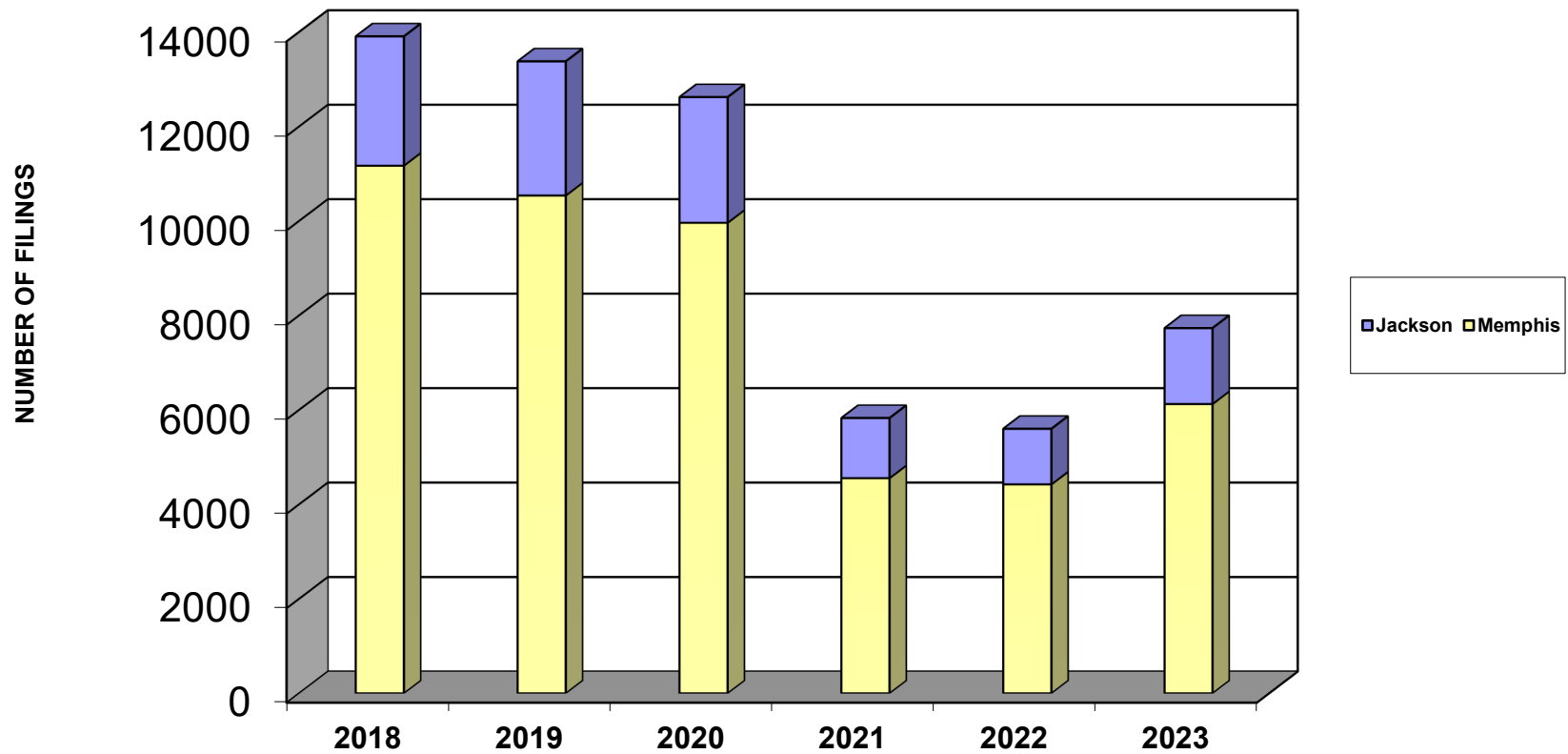
**Total Filings For Eastern Division By Year  
12 Month Period Ending Mar 31, 2023  
and Prior 12 Month Intervals**



**NOTE: Data For Each Year was Calculated Beginning Mar 31, 2023 And Extending Backwards Twelve Months**

**United States Bankruptcy Court  
Western District of Tennessee**

**Bankruptcy Yearly Case Filings  
Western District of Tennessee**



**UNITED STATES BANKRUPTCY COURT**  
**Western District of Tennessee**  
**PETITIONS CLOSED FOR TWELVE MONTH PERIODS**  
**BY DIVISIONS**

<b>Apr 1, 2022 - Mar 31, 2023</b>			
	<b>Memphis</b>	<b>Jackson</b>	<b>Totals</b>
Chapter 7	1,244	451	1,695
Chapter 11	10	4	14
Chapter 12	0	0	0
Chapter 13	5,247	1,441	6,688
<b>Totals:</b>	<b>6,501</b>	<b>1,896</b>	<b>8,397</b>

<b>Apr 1, 2021 - Mar 31, 2022</b>			
	<b>Memphis</b>	<b>Jackson</b>	<b>Totals</b>
Chapter 7	1,533	498	2,031
Chapter 11	13	8	21
Chapter 12	0	1	1
Chapter 13	4,969	1,500	6,469
<b>Totals:</b>	<b>6,515</b>	<b>2,007</b>	<b>8,522</b>

<b>Apr 1, 2020 - Mar 31, 2021</b>			
	<b>Memphis</b>	<b>Jackson</b>	<b>Totals</b>
Chapter 7	2,175	742	2,917
Chapter 11	7	7	14
Chapter 12	0	1	1
Chapter 13	5,583	1,647	7,230
<b>Totals:</b>	<b>7,765</b>	<b>2,397</b>	<b>10,162</b>

<b>Apr 1, 2019 - Mar 31, 2020</b>			
	<b>Memphis</b>	<b>Jackson</b>	<b>Totals</b>
Chapter 7	2,575	917	3,492
Chapter 11	22	3	25
Chapter 12	1	1	2
Chapter 13	8,081	1,860	9,941
<b>Totals:</b>	<b>10,679</b>	<b>2,781</b>	<b>13,460</b>

<b>2023 Over 2022</b>			
	<b>Memphis</b>	<b>Jackson</b>	<b>Total %</b>
Chapter 7	(289)	(47)	-16.54%
Chapter 11	(3)	(4)	-33.33%
Chapter 12	0	(1)	-100.00%
Chapter 13	278	(59)	3.39%
<b>Totals:</b>	<b>(14)</b>	<b>(111)</b>	<b>-1.47%</b>

<b>2023 Over 2022</b>		
	<b>Jackson</b>	<b>Total %</b>
Chapter 7	(47)	-9.44%
Chapter 11	(4)	-50.00%
Chapter 12	(1)	-100.00%
Chapter 13	(59)	-3.93%
<b>Totals:</b>	<b>(111)</b>	<b>-5.53%</b>

<b>% of Closings by Chap. By Div. Chapter % of</b>			
	<b>Memphis</b>	<b>Jackson</b>	<b>Total Closings</b>
Chapter 7	73%	27%	20%
Chapter 11	71%	29%	0%
Chapter 12	0%	0%	0%
Chapter 13	78%	22%	80%
<b>Totals:</b>	<b>77%</b>	<b>23%</b>	<b>100%</b>

<b>% of Closings by Chap. By Div. Chapter % of</b>			
	<b>Memphis</b>	<b>Jackson</b>	<b>Total Closings</b>
Chapter 7	75%	25%	24%
Chapter 11	62%	38%	0%
Chapter 12	0%	100%	0%
Chapter 13	77%	23%	76%
<b>Totals:</b>	<b>76%</b>	<b>24%</b>	<b>100%</b>

<b>% of Closings by Chap. By Div. Chapter % of</b>			
	<b>Memphis</b>	<b>Jackson</b>	<b>Total Closings</b>
Chapter 7	75%	25%	29%
Chapter 11	50%	50%	0%
Chapter 12	0%	100%	0%
Chapter 13	77%	23%	71%
<b>Totals:</b>	<b>76%</b>	<b>24%</b>	<b>100%</b>

<b>% of Closings by Chap. By Div. Chapter % of</b>			
	<b>Memphis</b>	<b>Jackson</b>	<b>Total Closings</b>
Chapter 7	74%	26%	26%
Chapter 11	88%	12%	0%
Chapter 12	50%	50%	0%
Chapter 13	81%	19%	74%
<b>Totals:</b>	<b>79%</b>	<b>21%</b>	<b>100%</b>

**Overall Change**  
**2023 Over 2022**  
**(Both Divisions)**

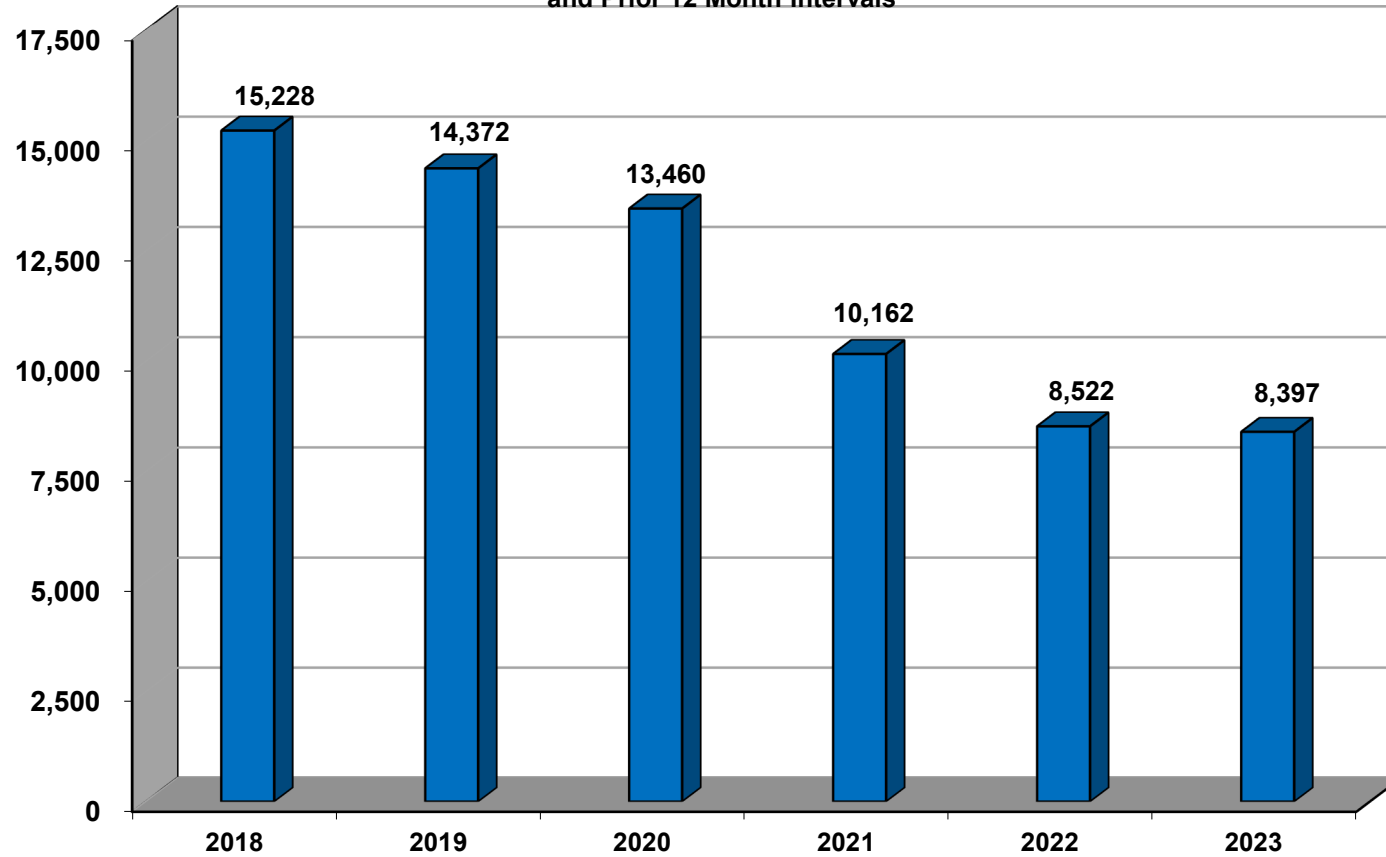
-1.47%

<b>2023 Over 2022</b>		
	<b>Memphis</b>	<b>Total %</b>
Chapter 7	(289)	-18.85%
Chapter 11	(3)	-23.08%
Chapter 12	0	0.00%
Chapter 13	278	5.59%
<b>Totals:</b>	<b>(14)</b>	<b>-0.21%</b>

*Calculation of percentages are rounded to two places. .745 would be shown as .75 or 75%, and .744 would be displayed as .74 or 74%.*

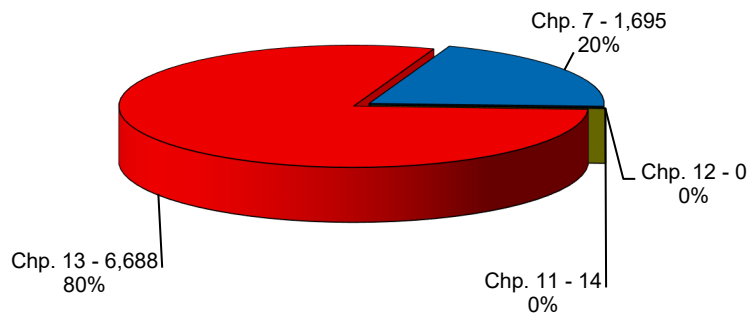


**Total Closings For Western Division By Year  
12 Month Period Ending Mar 31, 2023  
and Prior 12 Month Intervals**

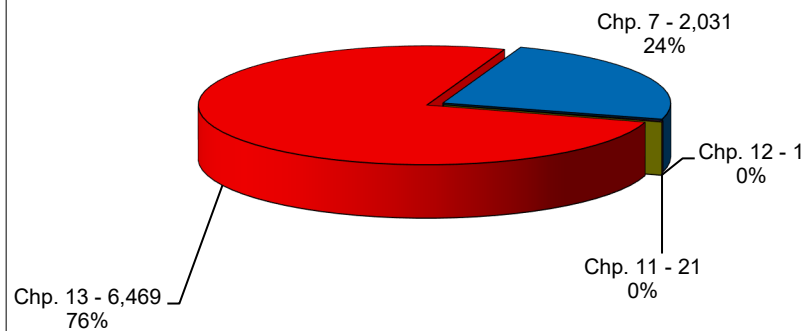


**United States Bankruptcy Court  
Western District of Tennessee**

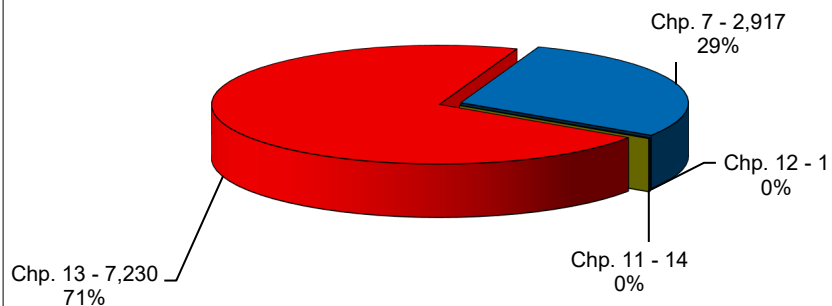
**Bankruptcy Case Closings  
Apr 1, 2022 thru Mar 31, 2023**



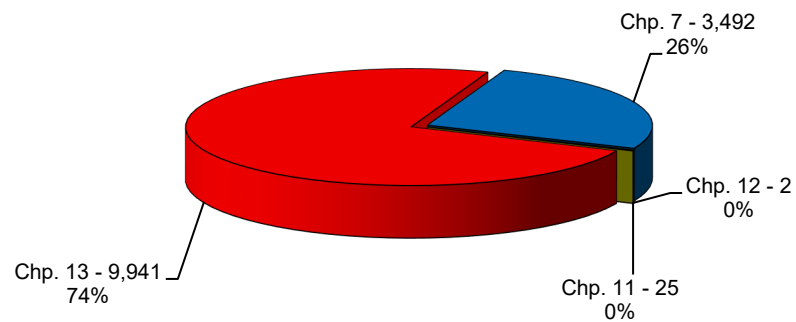
**Bankruptcy Case Closings  
Apr 1, 2021 thru Mar 31, 2022**



**Bankruptcy Case Closings  
Apr 1, 2020 thru Mar 31, 2021**

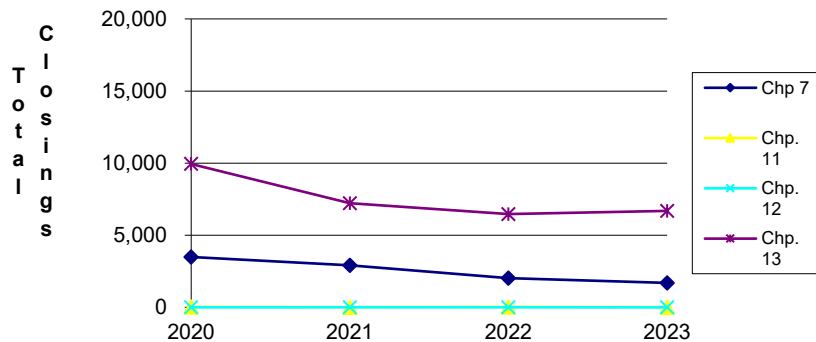


**Bankruptcy Case Closings  
Apr 1, 2019 thru Mar 31, 2020**

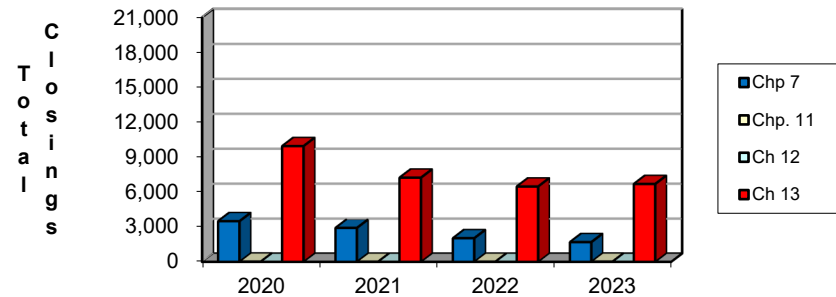


# United States Bankruptcy Court Western District of Tennessee

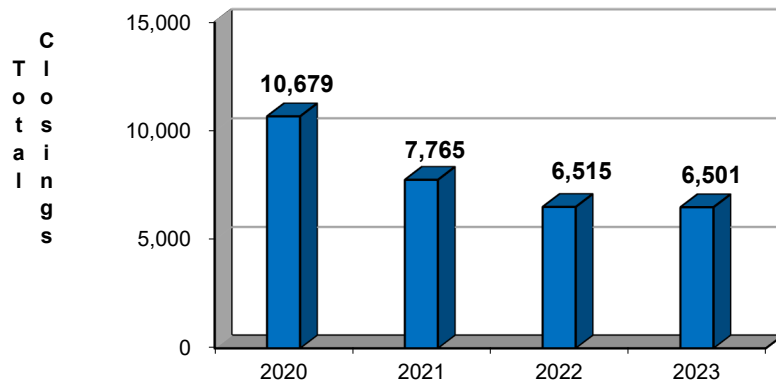
## Bankruptcy Case Closings Three Year Comparison



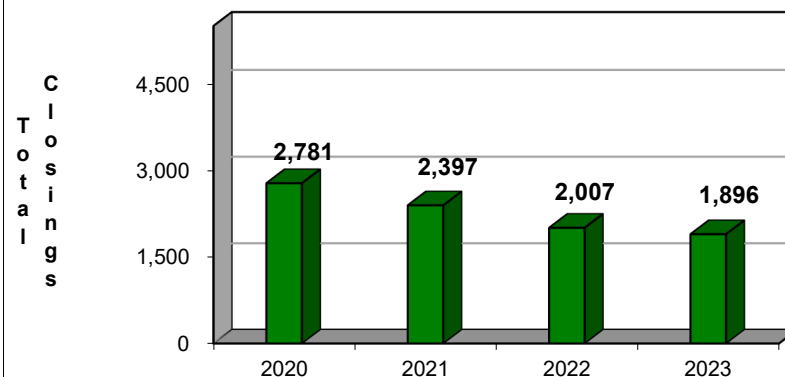
## District Wide Total By Chapter



## Total Closings For Western Division By Year 12 Month Period Ending Mar 31, 2023 and Prior 12 Month Intervals



## Total Closings For Eastern Division By Year 12 Month Period Ending Mar 31, 2023 and Prior 12 Month Intervals

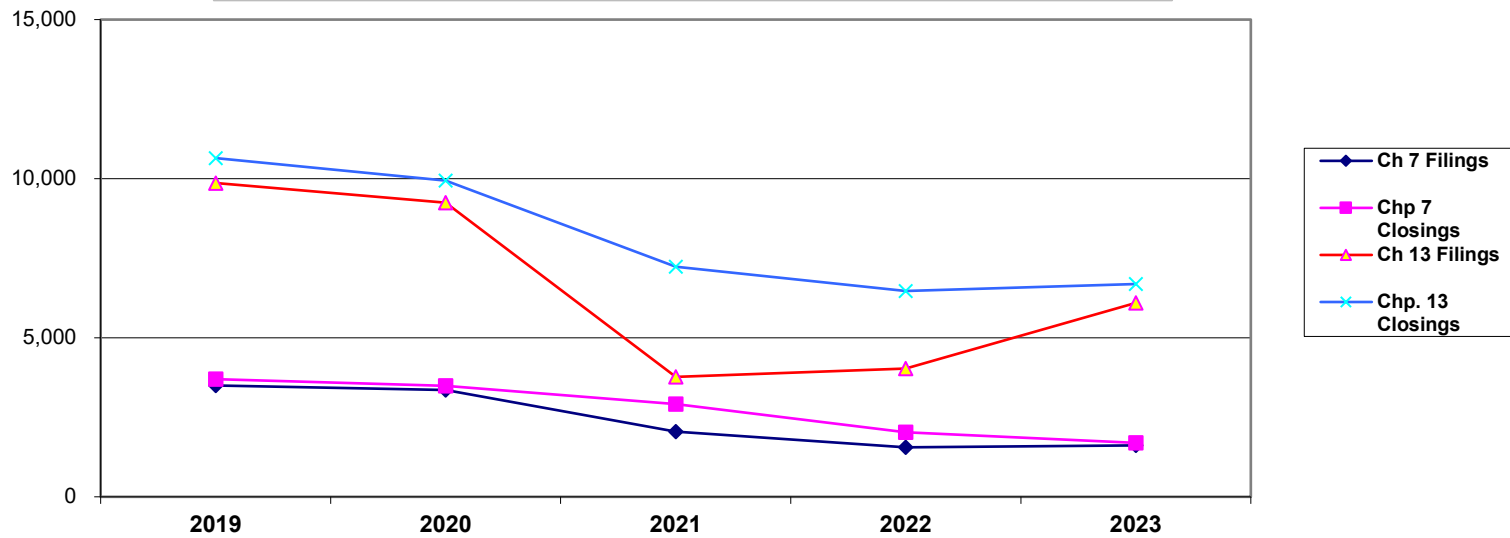


**Bankruptcy Case Filings and Closings Five Year Comparison 12 Month Period Ending Mar 31, 2023 and Prior 12 Month Intervals**

**United States Bankruptcy Court  
Western District of Tennessee**

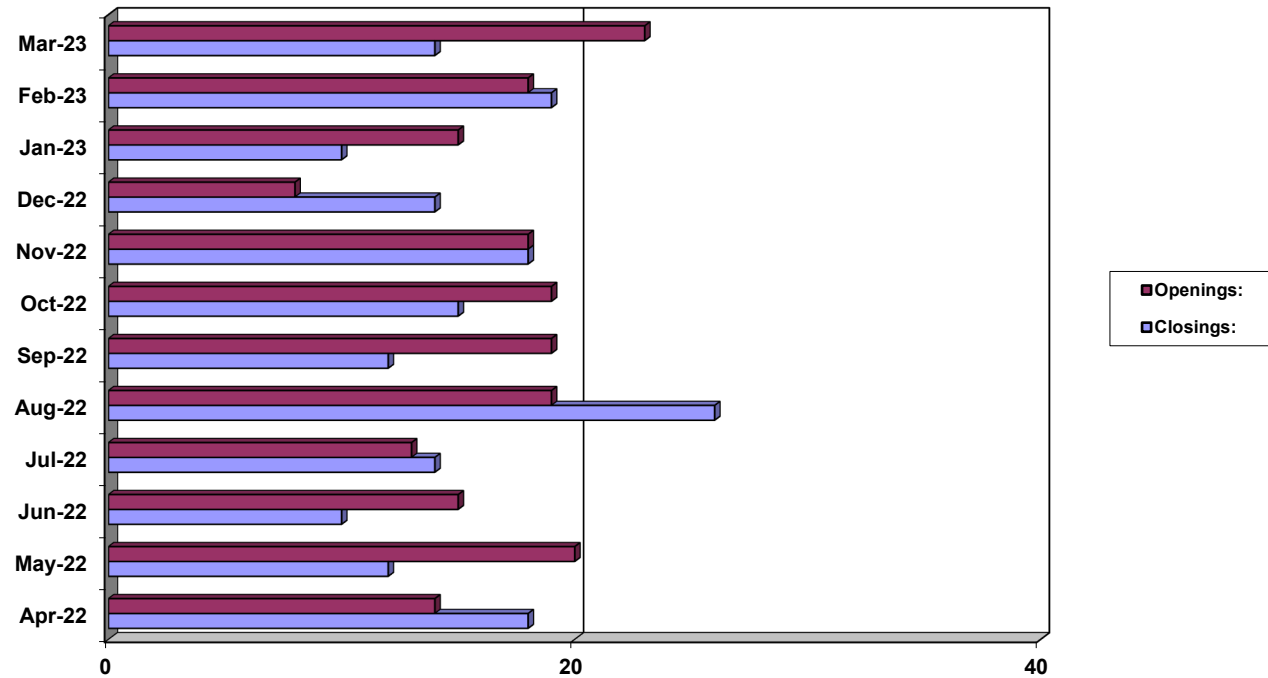
## United States Bankruptcy Court Western District of Tennessee

Bankruptcy Case Filings and Closings Five Year Comparison  
12 Month Period Ending Mar 31, 2023 and Prior Month Intervals



**United States Bankruptcy Court  
Western District of Tennessee**

**Adversary Openings and Closings  
April 1, 2022 - Mar 31, 2023**



	Apr-22	May-22	Jun-22	Jul-22	Aug-22	Sep-22	Oct-22	Nov-22	Dec-22	Jan-23	Feb-23	Mar-23
■ Openings:	14	20	15	13	19	19	19	18	8	15	18	23
■ Closings:	18	12	10	14	26	12	15	18	14	10	19	14